

SUPELEC **SURVIVAL GUIDE**



TABLE OF CONTENTS

Getting to campus	3
Supélec location and maps	5
What to expect when you arrive on campus	7
Accommodation on Campus	8
Student Info	10
Student's Associations & Traveling	12
Address List/Miscellaneous	14

Ecole Supérieure d'Electricité – Supélec
Plateau de Moulon
3 rue Joliot Curie
91192 Gif-sur-Yvette Cédex, France
Tel: +33.1.69.85.12.12
Website: www.supelec.fr
Intl. Affairs tel: +33.1.69.85.12.44
Intl. Affairs email: international@supelec.fr
Questions or queries may also be addressed
to students: inte-AST@rez-gif.supelec.fr

Opening time :
weekdays : 7:30am – 8:00pm

Office hours :
generally: 8:30am – 5:15pm



GETTING TO CAMPUS

“RER” means “Suburban Train”, “Metro” means “Subway”

From Charles de Gaulle Airport (CDG)

Taxi fare: approximately 75 € to 85 €

If you arrive at **CDG**, you also have the option to take the **RER B** heading to *Saint-Remy-les-Chevreuse*. Get off at **Le Guichet** (4 stops after *Massy-Palaiseau*). Beware: not all trains stop at Le Guichet. Check from signs.

If you have a lot of luggage it is really not recommended to ride the RER as you will have to call a taxi at Le Guichet. It is highly recommended to just take a licensed taxi from the airport.

But if you do not have too much, check out www.ratp.fr and you can get the schedule to **Le Guichet**.

From Orly Airport

(ideal, because closest to Supélec)

Taxi fare: approximately 45 €

If you arrive at **Orly**, you can take a taxi with the approximate price listed above.

Additionally, there is a train service (Orlyval) which goes between Orly and **Antony RER B** stations. Switch to **RER B** line and head to *Saint-Remy-les-Chevreuse*. Get off at **Le Guichet**, 4 stops after *Massy-Palaiseau*. Beware: not all trains stop at Le Guichet. Check from signs.

If you have a lot of luggage, once again, it is really not recommended to take the RER. Just take a licensed taxi from the airport.

But if you do not have too much, check out www.ratp.fr and you can get the schedule to **Le Guichet**.

Taxi Note

On Sundays the licensed taxi fare is usually higher from the airport (up to an extra 20 € to 30 €) to your final destination, and Parisian taxis are allowed to refuse a ride to Gif-sur-Yvette or Supélec. It is pretty rare, though.

From “Le Guichet” to Supelec

From **Le Guichet** Station to Supélec, you will have to take the bus number 269/02 until **Supélec** stop. Beware: there is no bus 269/02 on weekends.

If you arrive on a Saturday, you can take the bus 91/06 from **Massy-Palaiseau RER B** station, heading to **SAINT-QUENTIN GARE ROUTIERE**, until **Moulon** stop.

Trains

If you want detailed information, check out www.ratp.fr.
The last train back from central Paris (*Chatelet*) is around 12:30am on weekdays. Traffic is reduced on weekends.

Fares:

- 1.60 € for a one-way ticket (14 metro lines inside Paris)
- 3.00 € for a one-way suburban ticket (Paris + suburbs). Fare may vary according to destination

Anyway, if you have a car (and do not come from too far, of course), we strongly recommend you take it with you, as the bus service will not work on Saturdays, Sundays and national holidays. The only way to get to the RER station is walking (about 45 minutes).

Commuting to Paris

As you may now, Supélec is not exactly in the center of Paris: it is an approximate 40 minute commute south from the metro station of *St Michel* and *Chatelet-Les Halles* (heart of Paris).

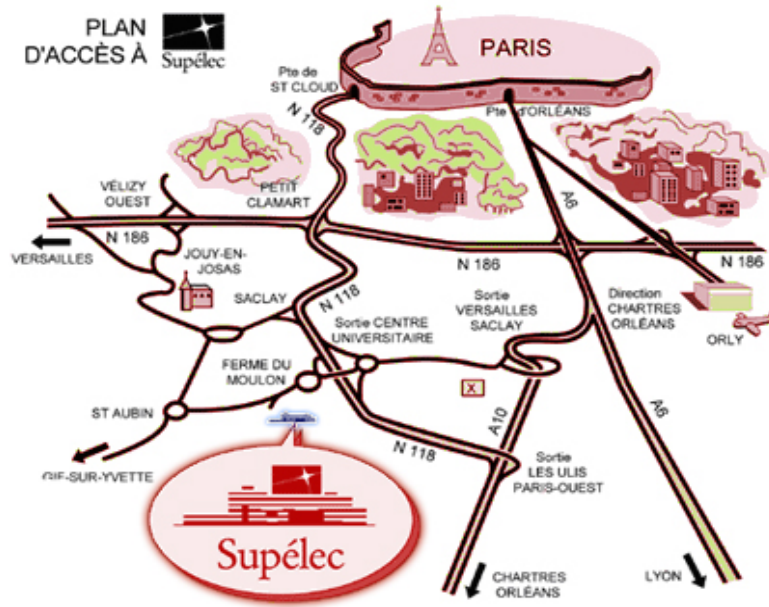
This is what you have to do to reach downtown Paris with public transportation :

Take bus 269.02 near the gates of Supélec and get off at the stop « Guichet RER arrivée ». Go to the RER station (you will see it from the stop) and take the RER heading to Charles de Gaulle airport.

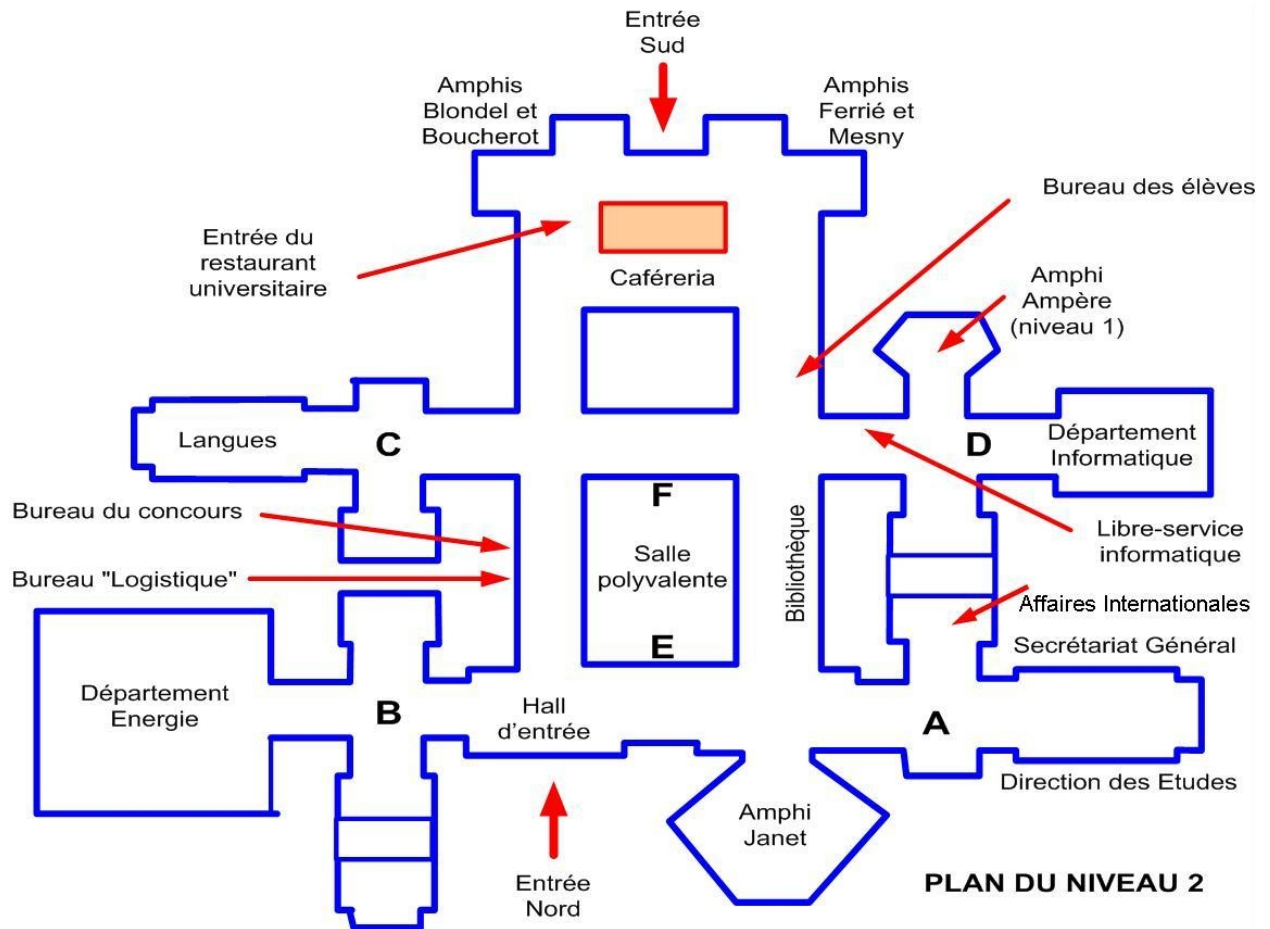
OR: Take bus 91.06 heading to Massy and get off at « Massy-Palaiseau RER ». Take the RER (you will see it also from the stop).

The bus schedules to go to Le Guichet or Massy-Palaiseau from Supélec are available at the reception desk (near North Entrance) inside Supélec building.

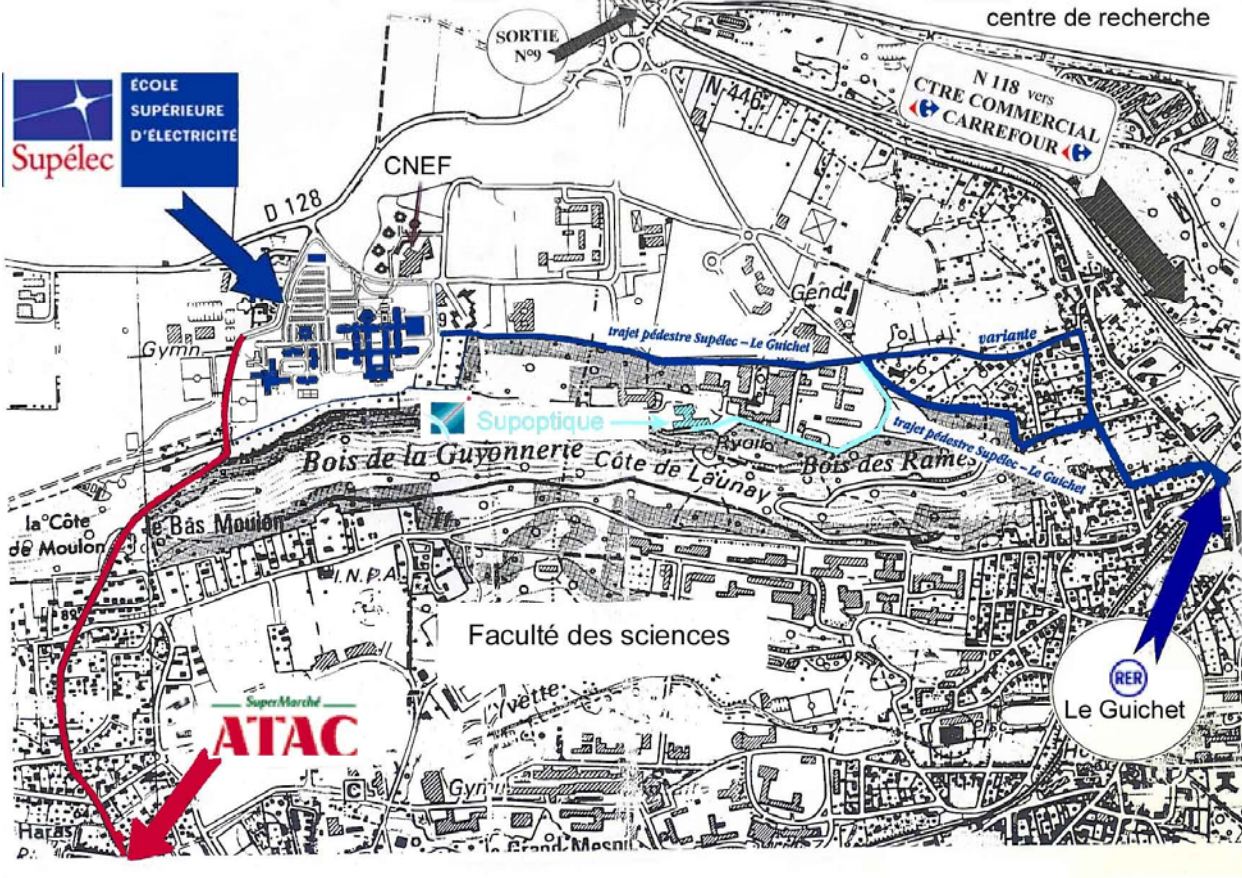
SUPELEC LOCATION & CAMPUS MAP



Underneath is a map of Supélec ground floor. It will help familiarize yourself with the facilities:



Underneath is a view of Supélec Campus with the nearest RER station and ATAC supermarket: ATAC supermarket is a 40 minute walk away from Supélec.





What to Bring to Help Get You Settled Quickly

WHAT TO EXPECT WHEN YOU ARRIVE ON CAMPUS

Here are a few things you should bring with you, to make settling into campus a little smoother:

- Regular toiletries (soap, shampoo, a towel, toilet paper - you have to buy your own as there is none when you come! – etc) Most stores are closed on Sundays in France
- Your own food if you arrive on a Sunday
- Standard medicine like Aspirin, cold medicine, and lots of vitamins!
- A phone card to call home (the phone in your room will not be activated when you get in; you will have to do it later in the week by calling toll-free number 1014 and giving the number above your room door)
- All rooms are equipped with high speed internet access, but you need to bring an Ethernet cable (standard RJ-45 cable)



- An adaptor
- Enough cash to survive the first “bill-me” weeks (500 €) ; there is a an ATM outside campus (to your right when leaving Supélec) which accepts most cards from around the world: VISA, MasterCard

Basic Document Check-list

- A passport
- An official French translation of your birth certificate, if you are not from the EU – you should bring 3 or 4 of these (and make sure each one is translated). This document is required for the "Fiche Individuelle d'Etat Civil"
- You are asked to provide passport-sized photographs (French standards) for your “carte de séjour”



ACCOMMODATION ON CAMPUS

Rooms

C.E.S.A.L Residence services are roughly as follows (complete details will be provided upon admission into Supélec):

There are 3 types of residences with rents from 330 € per month

- Résidence 1: single room + bathroom: +/- 358 €
single room + common bathroom for 2: +/- 333 €

On each floor one kitchen equipped with fridge + cooking plate. However, NO oven or microwave

- Résidence 2: single room + bathroom + small kitchen for 2: +/- 377 €
studio + bathroom + small kitchen: +/- 387 €

- Résidence 3: studio + bathroom + small kitchen: +/- 397 €
studio for a couple + bathroom + small kitchen: +/- 646 €

Rooms are equipped with TV and telephone outlets, bed, desk, closet, (single or common) bathroom.

Housing Allowances

(*Allocations Logement*)

If your financial resources are weak and you are from abroad, you may be entitled to an "Allocation Logement" also called *APL* from the French government. Ask the residence manager about this when you get here. You may get as much as €180 per month so it is worthwhile applying – the earlier, the better – as it may take up to 4 months for the process to be completed. No retroactive effect.

Check out www.CAF.fr for more details.

Do not worry: the students of *Cercle Europe* association (BEST group) will also be here from the beginning to help you both with the *APL* and the bank.

Insurance & Banks

Before attempting to open a bank account make sure you have checked into your apartment because you will need an address in France to do this. *Société Generale*, *Credit Lyonnais* and *BNPParibas* banks are represented on campus and hold office hours over lunch time. They are located next to P.E teacher's office (Aisle F see map p. 5).

Telephones & Payphones

France Télécom offers special 'Pastel' cards that allow you to use any phone (payphone or private) and get billed directly on your bank account.

For international phone-calls, you can get phone cards at all *Tabacs*. A few students have tried buying cheap phone cards from www.budgetelecom.com. You must dial 68 immediately after you dial your personal access code in order to use the phone card.

You may also buy phone cards at any French post offices: they cost between 10 € and 15 €, and the rates are not expensive.

If you want to use a payphone in Supélec, you can either use the payphone in front of the post office, or in Résidence 1, in the main hall.

Cell Phones

If you stay in France long enough, you will probably need a cell phone to connect to the people you will be meeting here. There are several companies available such as *Orange*, *SFR* and *Bouygues Telecom*. Visit the phone stores in Versailles, Vélizy, and Paris.

Before buying a phone, inquire about available contracts (watch out: many of them are 1-year or 2-year contracts).

All of them have one thing in common: you “buy” minutes and SMS.

Three types of contracts are offered: 1) you buy a prepaid card, 2) you buy a fixed amount of minutes and SMS per month and everything additionally spent will be charged 3) you buy a fixed amount of minutes and SMS and once you have spent it all you cannot use your phone until the next month.

In order to get a cell phone, you will need the following documents :

- A cheque from your French bank : you will not have to sign it
- Some identification
- A RIB (*Relevé d'identité Bancaire* : bank account & information data)

STUDENT INFO

Free Advice

- Course handouts are automatically placed into your own mailboxes (located in Supélec basement) unless you are not a “regular student” (i.e not Full Time student or Double Degree student). In that case handouts will have to be bought from the Printing Services for +/- 10 cents a page. The Printing Services are located in Supélec basement as well.
- Do not buy any books until you get a professor-approved book list if necessary
- There is no bookstore or convenient store at Supélec: paper, pens, calculators, an English-French dictionary must either be brought from home or bought in Supélec surrounding city stores
- As Supélec courses are all taught in French (maybe in English in a near future) it is imperative you have a good command of French. So brush up your French in the Summer!

Common Sense

- When in a foreign country, be extra careful and do not do things you would not usually do at home
- Use your common sense

Suggested reading list

For those of you arriving in 2nd Year we strongly recommend some of the following reading in order to prepare for Supélec toughest courses:

1. Représentation Et Analyse Statistique Des Signaux (RASS)

- P.J. Brockwell, R.A. Davis, Time Series: Theory and Methods, Springer Series in Statistics, Springer (1991).
- W.B. Davenport, W.L. Root, An Introduction to the Theory of Random Signals and Noise; Wiley-IEEE Press; (December 1987).
- A. Papoulis, S. Unnikrishna, Probability, Random Variables and Stochastic Processes (with Errata Sheet), McGraw-Hill Science/Engineering/Math; 4th edition (December 14, 2001).

2. Signal Et Communication

- H. Reinhard, “Eléments de mathématiques du signal (Tome 1, Signaux déterministes)”, Dunod, 1995
- A. Ambardar, « Analog and Digital signal processing », 2^e édition, Brooks-Cole, 1999
- A. Oppenheim, A. Willsky, “Signals and Systems” , Prentice Hall, 1997

- J.P Norton, "An introduction to identification", Ed. Academic Press, London, 1986
- W. B Davenport, W.L Root, An introduction to the Theory of Random Signals and Noise; Wiley-IEEE Press; 'Decembre 1987)
- B. Picinbono, Signaux aléatoires, tome 2: Fonctions aléatoires et modèles, Ed. Dunod Université, (1993)

3. Composants A Semi Conducteurs

- « Dispositifs et circuits intégrés semi-conducteurs » Vapaille - Castagné Ed. Dunod
- « Semiconductor Devices » Sze Ed. Wiley
- « Physique des dispositifs semi-conducteurs » Colinge Van De Wiele Ed. De Boeck Wesmael
- "Device Electronics for Integrated Circuits" Muller Kamins Wiley
- "Physique des semi-conducteurs » Sapoval Hermann Ellipses

4. Méthodes Numériques Et Optimisation (MNO)


- H. Press, B. Flannery, S. Teukolsky, W. Vetterling "Numerical Recipes", Ed. Cambridge University Press
- J. Stoer, R. Burlish, "Introduction to numerical analysis", Ed. Springer-Verlag

Academic Affairs Student Affairs & Intl. Affairs

- Aisle A (see map p. 5)
- Academic Affairs "Direction des Etudes": down the Hall, to your right
- Student Affairs "Secretariat Général": down the Hall, to your left
- Intl. Affairs "Affaires Internationales": to your left

E-mail

- You will be provided with an email address, which goes firstname.lastname@supelec.fr as well as a login and a password (after signing the Supélec IT Charter)
- *Club Rézo* (i.e Supélec computer "freaks") will help you have internet access inside your rooms upon arrival



STUDENT'S ASSOCIATIONS & TRAVELING

Associations

Approximately 20 associations of which *Cercle Europe*, *BDE*, *Cheer Up*, *Esperance en Béton*, *Supélec Promo*, *CC+*

Learn more on: www.rez-gif.supelec.fr

Clubs

Approximately 40 clubs of which *Cine Club*, *Poker*, *Sono*, *Foot*, *Club Photo*

Learn more on: www.rez-gif.supelec.fr

Sports

- Soccer, rugby, volley-ball, basket ball, tennis, etc, do it all!
- You can even work out at the gym or have a dip in the *Ecole Polytechnique* swimming pool
- Want to hit the ball? Play golf on the nearing city green

Traveling in Europe


For students from outside the European Union and from E.U most recently added countries:

- It is not possible to get around the Schengen countries if you have not already received a residence permit or "carte de séjour". The Prefectures in France will not deliver a "carte de séjour" and the "recepissé" you will then obtain will not work either. That means that students from outside Europe will not be able to travel European countries
- The only way to travel European countries when you are not European is to ask for a Tourist Visa **from your home country, before arriving to Supélec.**

European & Non-European Embassies in Paris

Here are the addresses of some embassies in Paris:

- **Algeria Embassy**
11 rue Argentine, 75016 Paris
+33.1.53.72.07.07
- **Belgium Embassy**
9 rue de Tilsitt, 75017 Paris
+33.1.44.09.39.39
- **Brazil Embassy**
34 cours Albert 1er, 75008 Paris
+33.1. 45.61.63.00
- **Canada Embassy**
35 avenue Montaigne, 75008 Paris
+33.1. 44.43.29.00
- **China Embassy**
20, rue Washington, 75008 Paris
+33.1.53.75.88.31
- **Federal Republic of Germany Embassy**
13 av Franklin Roosevelt, 75008 Paris
+33.1.53.83.45.00
- **Italy Embassy**
51 rue de Varenne, 75007 Paris
+33.1.49.54.03.00
- **Morocco Embassy**
5 rue Le Tasse, 75116 Paris
+33.1.45.20.69.35
- **Pakistan Embassy**
18 Rue Lord Byron, 75008 Paris
+33.1.45.62.23.32
- **Portugal Embassy**
3 rue Noisiel 75116 Paris
+33.1.47.27.35.29
- **Republic of Singapore Embassy**
12 sq Avenue Foch, 75116 Paris
+33.1.45.00.33.61
- **Russia Embassy**
40 Boulevard Lannes, 75116 Paris
+33.1.45.04.05.50
- **Spain Embassy**
165 Boulevard Malesherbes, 75840 Paris
+33.1.44.29.40.00
- **Tunisia Embassy**
25 rue Barbet de Jouy, 75007 Paris
+33.1.45.55.35.98
- **US Embassy**
2, Avenue Gabriel, 75008 Paris
+33.1.43.12.22.22



ADDRESS LIST/MISCELLANEOUS

Amphitheatres

Amphitheatres named after famous French scientists (see map p.5):

- Janet (North Entrance),
- Boucherot, Blondel, Ferrié, Mesny, Ampère (South Entrance)

Amphitheatres F3-05 & F3-06: Aisle F see map p. 5 - second floor

- F3-05 is to your left / F3-06 is to your right

Cinema

Orsay, Palaiseau, Les Ulis 2, Vélizy, Versailles or Paris (non-dubbed or V.O. in Odéon, Les Halles & Champs-Élysées areas) – Prices are about 6 € to 10 €

Coffee & drinks

Cafeteria and Residences (ground floor)

Computer Rooms

- 12 computers available in Room D2-04 (Aisle D see map p.5)
- 11 computers available in Room D2-05 (Aisle D see map p.5)

Doctor

SAMU 91 (the paramedics): 15

The Police: 17

The Firefighters: 18

European emergency call: 112

Medical Assistance (night and holidays): 01.69.07.47.18

-Centre Hospitalier d'Orsay: 4 place du General Leclerc. PB 27, 91401 Orsay Cedex, Orsay Hospital: 01.69.29.75.75

Surgery/psychiatry/earspecialist/traumatology/intensivecare/gastro-enterology/ gynaecology/scan

-Clinique de l'Yvette: 43 route de Corbeil, 91160 Longjumeau: 01.69.10.30.30
Surgery/ hand surgery/gastro-enterology/ gynaecology/scan

A General Practitioner (Dr Jean-Pierre Detroyes) comes on campus 3 times a week (office located in Residence 2) You will need to call him before having an appointment: 01.60.12.23.17

Schedule:

Mondays & Fridays: 12:00pm – 1:00pm

Wednesdays: 1:00pm- 2:00pm

A psychologist comes on campus twice a week (Supélec basement near Printing Services)

Schedule:

Tuesdays: 1:00pm-2:00pm

Thursdays: 1:00pm-3:00pm

Fax sending

Cercle Europe Association fax

Fax receiving

International Affairs fax: +33.1.69.85.12.48

Library

Monday through Thursday: 8:30am-5:15pm

Fridays: 8:30am to 4:15pm Closed on weekends

Holidays and breaks:

Monday through Thursday: 8:30am-12:30pm / 1:15pm-5:15pm

Fridays: 8:30am-12:30pm / 1:15pm-4:15pm

Payphones

- Across the post office inside Supélec building
- In the main hall of Résidence 1

Pharmacy

- Pharmacie du Centre Ville
11 place du Marché Neuf, 91190 Gif-sur-Yvette, tel: 01.60.12.05.07
- Pharmacie du Guichet
49 rue Charles de Gaulle 91400 Orsay, tel: 01.69.28.53.59

Photocopying

- In the *Court Circuit Club* room (in front of the *BDE* or Student's Board). Cards bought from the *BDE* (10€=100 copies)
- In the library. Cards can be bought in the library. 10 cts a copy
- In *Junior Entreprise* Association room (to the right of the *BDE*). 10 cts a copy, no card needed

Pizza delivery

Royale Pizza: 01.69.31.39.75

Stamps

Post office inside Supélec building

Supermarkets in the area

- *Supermarché Franprix* in Orsay (access by bus)
- *Supermarché Intermarché* in Gif-sur-Yvette
- *Supermarché Atac* in Bures-sur-Yvette (a 30 minute walk – see map page 6)
- Shop online: connect to the cyber-supermarket of your choice:

Ooshop (www.ooshop.com) or Telemarket (www.telemarket.fr) or Auchan (www.auchandirect.fr) or Houra (www.houra.fr).

Place your order, pay by credit card and indicate the following delivery address to receive your order:

C.E.S.A.L

Supélec – Plateau de Moulon

1 rue Joliot Curie (Résidence 3)

91192 Gif-sur-Yvette

Delivery takes place on Tuesdays & Thursdays (4:00pm -6:00pm)

Students hold office hours during which your order can be picked - in booth located in hall of Résidence 3 - (until 8:00pm on Tuesdays & Thursdays)

Remember:

When in doubt, feel free to ask another student or the Supélec staff for assistance.

That is what we are here for.

WELCOME TO SUPÉLEC!